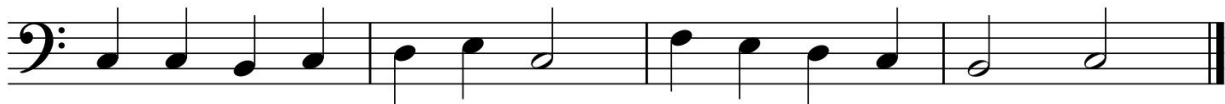



Music Theory (Bass Clef)
Unit 1: Scale and Transposition
Lesson 4: Transposition by Key

Transposition is when you change a melody from one key to another. Once you've mastered scale degrees, transposition is quite easy. Check out the step by step example:


Here is the original melody, in the Key of C Major




Step 1: Figure out the scale degrees for this melody




Step 2: Apply those scale degrees to a new key. In this case, I've chosen G Major. Remember the new key signature (F#, in this case)



Last step: Write out the new notes (based on the G Major scale) using the scale degrees you've figured out






New Key Signature!

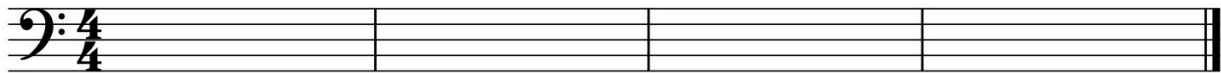
We will now learn the Key of D major, which has two sharps (F# and C#). **Look at the scale below and write in the scale degrees:**




Now take this excerpt from “Go Tell Aunt Rhody” in D Major and transpose it into all 3 keys we’ve learned so far. Since the key of D Major is new, I’ve written the scale degrees to help out:



Transpose to C Major:



Transpose to F Major:



Transpose to G Major:

