



Music Theory (Treble Clef)  
Unit 1: Scale and Transposition  
Lesson 4: Transposition by Key

Transposition is when you change a melody from one key to another. Once you've mastered scale degrees, transposition is quite easy. Check out the step by step example:


**Here is the original melody, in the Key of C Major**



**Step 1: Figure out the scale degrees for this melody**



**Step 2: Apply those scale degrees to a new key. In this case, I've chosen G Major. Remember the new key signature (F#, in this case)**



**Last step: Write out the new notes (based on the G Major scale) using the scale degrees you've figured out**



Congrats! Now that you have mastered the concept of scale degrees, you should be able to easily transpose melodies into any key you want. Let's try a few examples:

**Transposition 1:**

Transpose this excerpt from "Mexican Hat Dance" from the F Major to G Major



Write the melody in G Major here:



**Transposition 2:**

Transpose this excerpt from "Lightly Row" from C Major to F Major



Write the melody in F Major here:



**Transposition 3:**

Transpose this excerpt from "Minuet 3" from G Major to C Major



Write the melody in C Major here:




### New Key Signature!

We will now learn the Key of D major, which has two sharps (F# and C#). **Look at the scale below and write in the scale degrees:**



Now take this excerpt from “Go Tell Aunt Rhody” in D Major and transpose it into all 3 keys we’ve learned so far. Since the key of D Major is new, I’ve written the scale degrees to help out:



**Transpose to C Major:**



**Transpose to F Major:**



**Transpose to G Major:**

